

SYSTEM OF INERTIA CONTROL ALTERNATIVE VOLTAGE

[preview]

Voltage deviation is one of the major problems in power supply systems of industrial enterprises. Its solution is a priority task in the design of power supply systems. The way to improve voltage quality is using semiconductor devices, that will eliminate several disadvantages of mechanical switching devices (low speed, low resource), but leave their main advantage, i.e. sinusoidal nature of voltage curve form.

The possibility of using semiconductor devices to perform switching without distortion sinusoid in the time of passing zero will allow to eliminate the major drawback of mechanical switches discreteness. This allows to create voltage stabilizers of any degree of accuracy, based on the principle of discrete control by switching transformer unsolders without breaking the current and distorting voltage curve and explains the set of development directions both in this country and abroad aimed at replacement of contactor switch at currently working RUL (regulation under load) devices on thyristor.

This book provides a systematic approach to voltage regulation that will allow increasing economic performance of energy sources. The most promising is the regulation method acting on voltage and reactive power.

The book will benefit

- Energy Management System interested parties
- Professional Engineers
- Electrical Engineering students

Table of Contents

Introduction	4
1. Analysis of basic methods impulsive adjusting of voltage	5
2. The main parameters of AIM.....	10
3. Comparative analysis of the main types of regulation at AIM.....	11
4. Optimal value of frequency carrier of the regulator.....	13
5. Limit variant AIM.....	19
6. Features of work process in controller with AIM.....	22
7. Analysis of impulsive load of semiconductor devices.....	28
8. A mathematical model of a impulse regulator.....	34
9. A mathematical model of the three-phase regulator.....	38
10. Extension of the functional possibilities of the thyristor regulator.....	39
10.1. Voltage regulator as a source of reactive power.....	39
10.2. Voltage Regulator as a signal generator of telecontrol	43
10.3. Thyristor regulator as active filter.....	47
11. The level of radio interference when the impulse regulator is working.....	49
References.....	51

Sample diagrams:

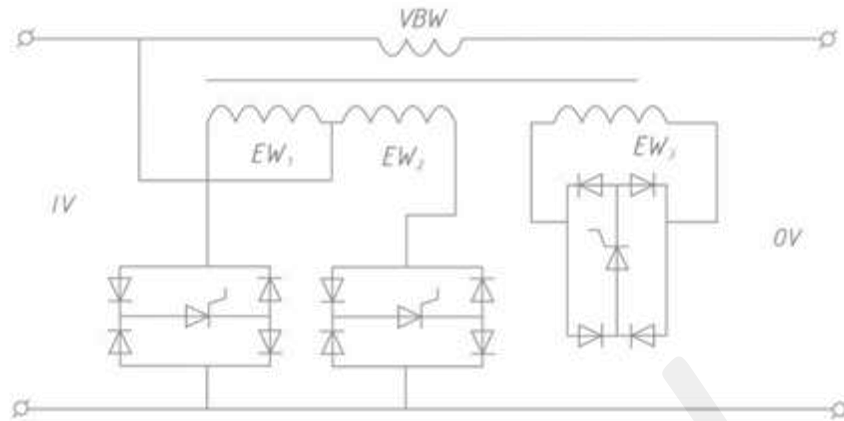


Fig.1. Single-phase booster regulator with pulse-width voltage regulation (HVSR).

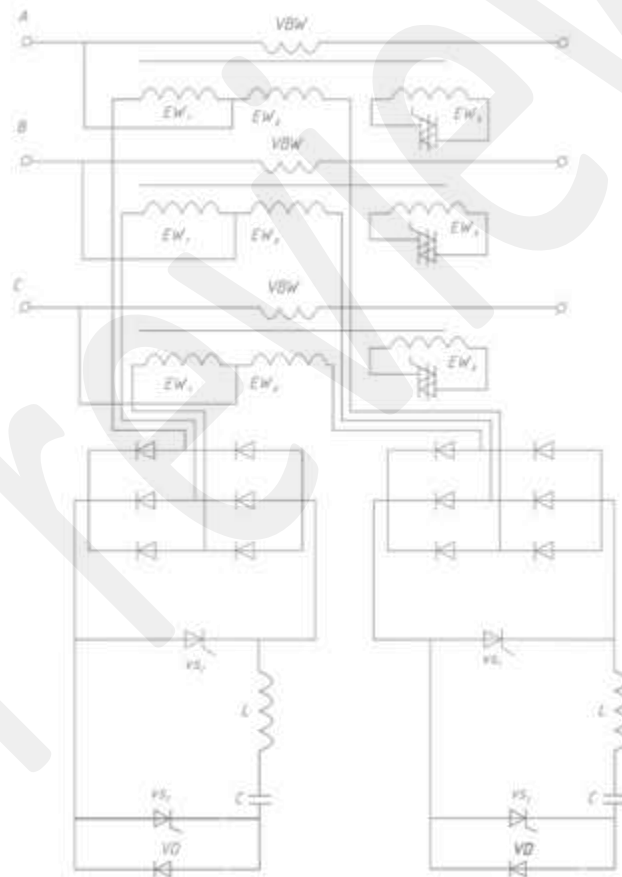


Fig.2. Principle scheme of universal three-phase bridge VSHNR on thyristors and triacs.

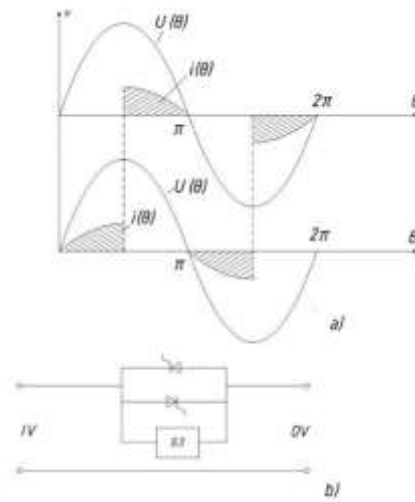


Fig.3. Operating principle of the two thyristor voltage regulators with compensation of reactive power and minimization of higher harmonics (a), block diagram of a thyristor regulator with forced commutated thyristors (b).

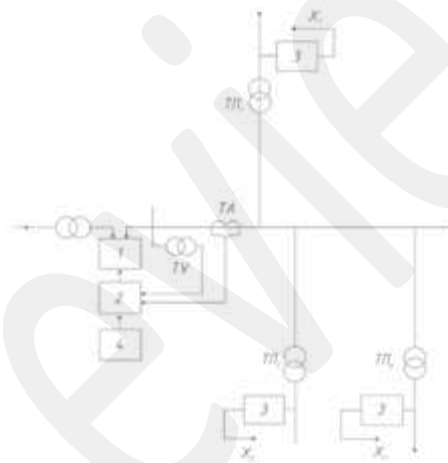


Fig.4. Block diagram of the transmission system of a control signal via voltage regulator VSHRN

Purchase and download the full version of the publication from our Website

(< <http://c-bg.com/50001/m-voltage-quality.aspx> >)

ISO 9001:2015 Products

ISO 14001:2015 Products

ISO 50001:2011 Products

IMS Products

ISO 45001:2018 Products